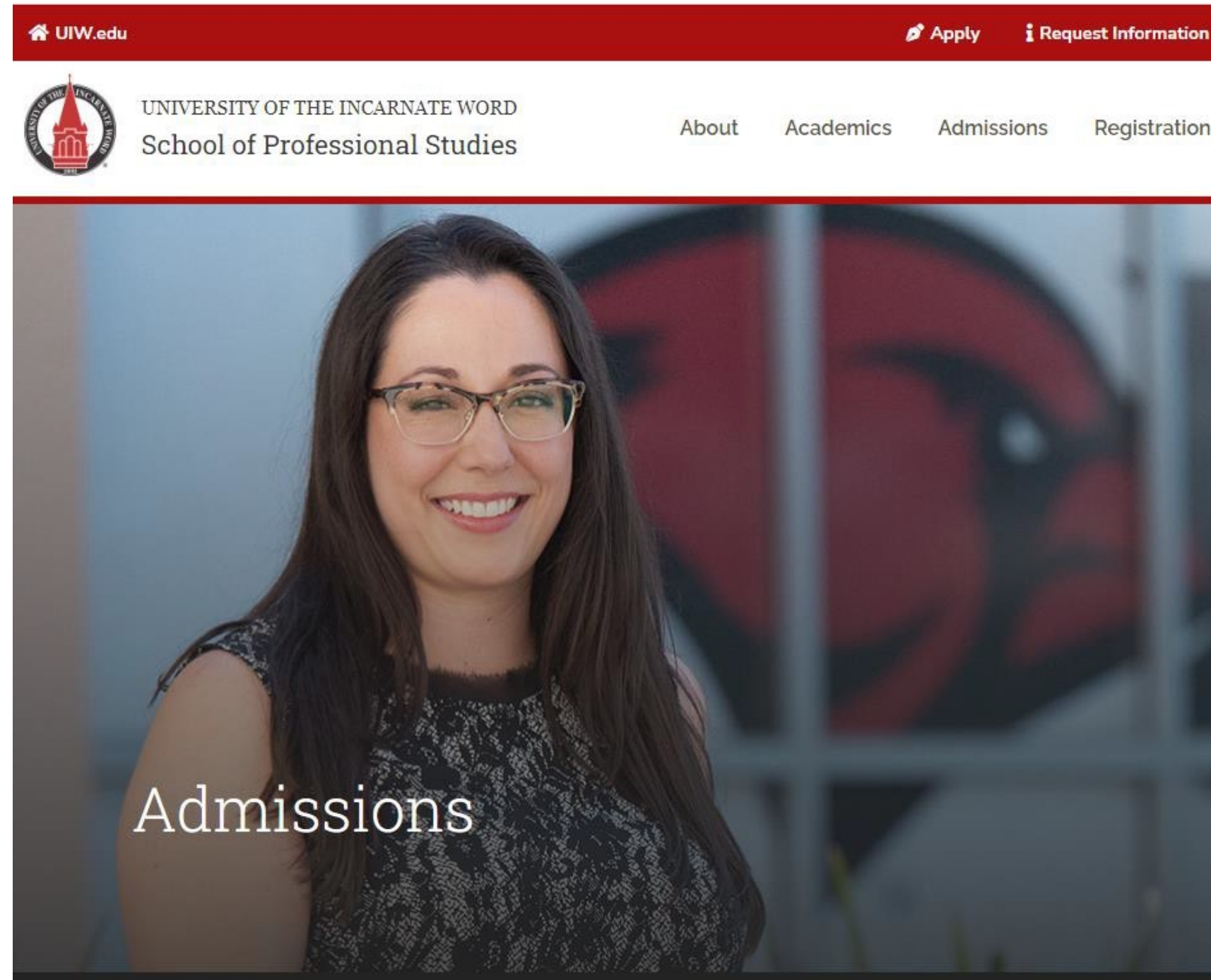





**UNIVERSITY OF THE
INCARNATE WORD®**

**How to Apply Using the San Antonio Chamber of Commerce
Tuition Discount Program**

Step 1: Go to <https://sps.uiw.edu/admissions>



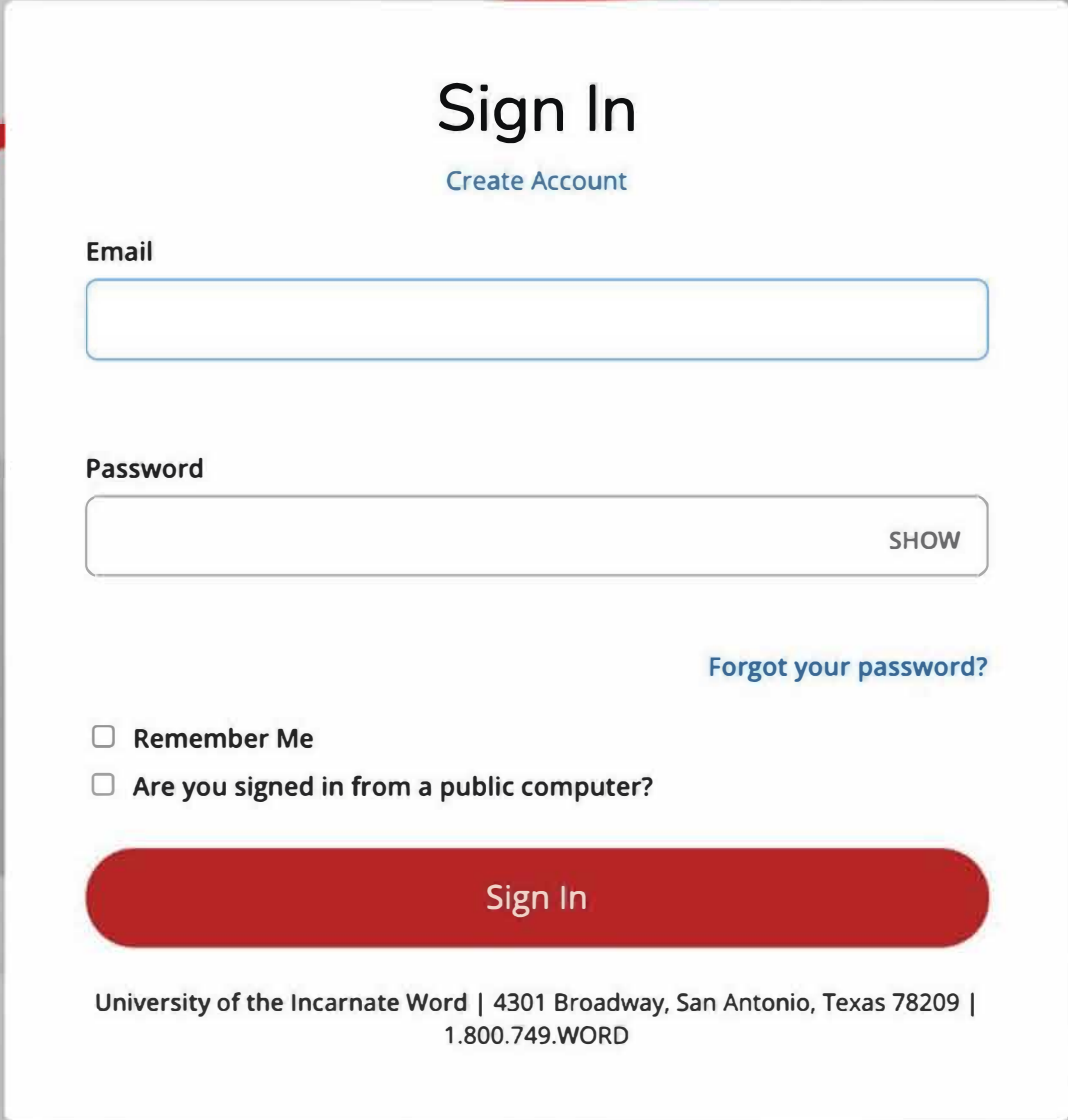
Step 2: Click on "Apply Now"



Admissions
| Apply Now

Home / Admissions

Shortcut: Go directly to <https://uiw.elluciancrmrecruit.com/ApplyEAP/>



The image shows a 'Sign In' form centered on a grey background with red wavy lines. The form is white and contains the following elements: a title 'Sign In' with a 'Create Account' link below it; an 'Email' input field; a 'Password' input field with a 'SHOW' button; a 'Forgot your password?' link; two checkboxes for 'Remember Me' and 'Are you signed in from a public computer?'; a large red 'Sign In' button; and footer text for the University of the Incarnate Word.

Sign In
[Create Account](#)

Email

Password
 SHOW

[Forgot your password?](#)

Remember Me
 Are you signed in from a public computer?

Sign In

University of the Incarnate Word | 4301 Broadway, San Antonio, Texas 78209 |
1.800.749.WORD

Create a UIW application account, if you don't have one already, or sign into your current account.

School of Professional Studies

[Personal](#) [Academic Interest](#) [Demographics](#) [Academics](#) [Certification & Signature](#)

Please enter your information in each of the following sections. Fields with a red asterisk (*) are required and must be completed before you can submit your application. Additional questions may become required based on your answers to a previous question.

Name

Prefix

First Name *

Please use legal name.

Middle Name

Last Name *

Please use legal name.

Former Last Name

Suffix

Gender *

Birth Date *

(mm/dd/yyyy)

Shirt Size

Marital Status

Fill out application information on each tab.

On the application, fill out the 'Partnerships & Affiliations' under the 'Academic Interest' tab and select 'San Antonio Chamber of Commerce Employee' or 'San Antonio Chamber of Commerce Dependent'.

The screenshot shows the 'Academic Interest' tab of an application form. The navigation bar includes 'Personal', 'Academic Interest', 'Demographics', 'Academics', and 'Certification & Signature'. Below the navigation bar, there is a note: 'Please enter your information in each of the following sections. Fields with a red asterisk (*) are required and must be complete based on your answers to a previous question.' The 'Academic Plans' section contains two dropdown menus: 'Anticipated Entry Term: *' (set to 'Fall 2024') and 'Part of Term: *'. Below these is the 'Preferred Learning Format *' field. To the right of this field is the 'Partnerships & Affiliations *' field, which is circled in red. The text below this field reads: 'Specify the partner or affiliate associated with this application.'

Partnership or Affiliation *

Specify the partner or affiliate associated with this application.

The dropdown menu lists the following options:

- Financial Aid
- Installations
- Lonestar College Dependent
- Lonestar College Employee
- Methodist Healthcare Dependent
- Methodist Healthcare Employee
- Methodist Healthcare Ministries Dependent
- Methodist Healthcare Ministries Employee
- Military Dependent
- Pay in Full
- San Antonio Chamber of Commerce Dependent
- San Antonio Chamber of Commerce Employee**
- TA Tuition Assistance Air Force
- TA Tuition Assistance Army
- TA Tuition Assistance Coast Guard
- TA Tuition Assistance Marines
- TA Tuition Assistance Navy
- USAA
- VA Benefits
- Veteran, not using VA benefits

Fill in Academic Interest information. Under the field "Partnerships & Affiliations" select San Antonio Chamber of Commerce Employee or San Antonio Chamber of Commerce Dependent. Complete the rest of the application and click "Submit" on the last page. Be sure to send in any college transcripts.

Now that you have applied:

1. Submit Required Documents.

- School of Professional Studies (Online Degrees): sps.uiw.edu/admissions/index.html

2. Look for Your Acceptance Letter.

3. Complete and return the San Antonio Chamber of Commerce Discount Program Form to eapapply@uiwtx.edu.

4. Attend Student Orientation.

5. Register For Classes.

6. Keep Going Strong to Graduation!

For any questions reach out to eapadmission@uiwtx.edu or (210) 757-0202.