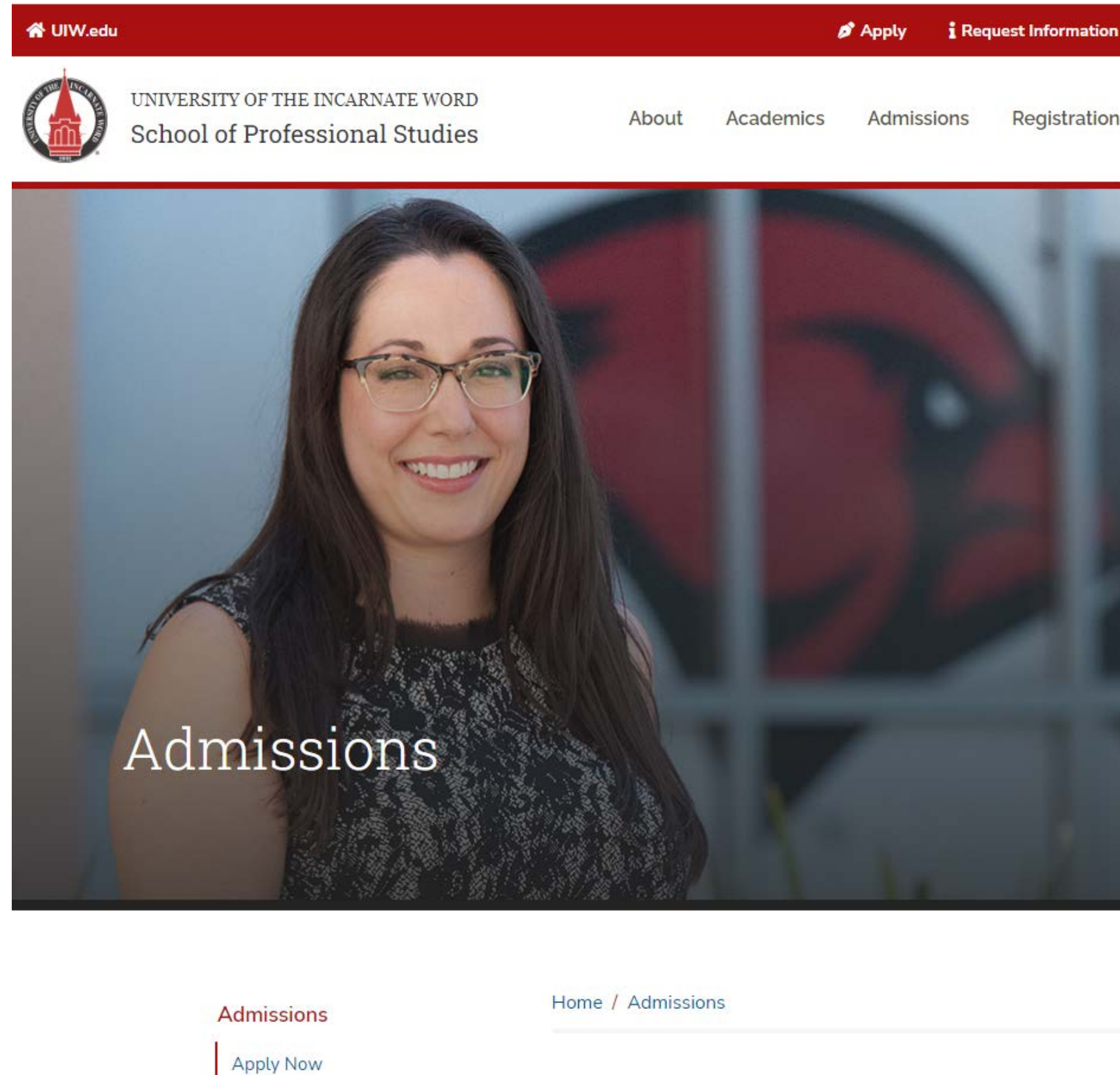





**UNIVERSITY OF THE
INCARNATE WORD®**

**How to Apply Using the Methodist Healthcare
Tuition Discount Program**

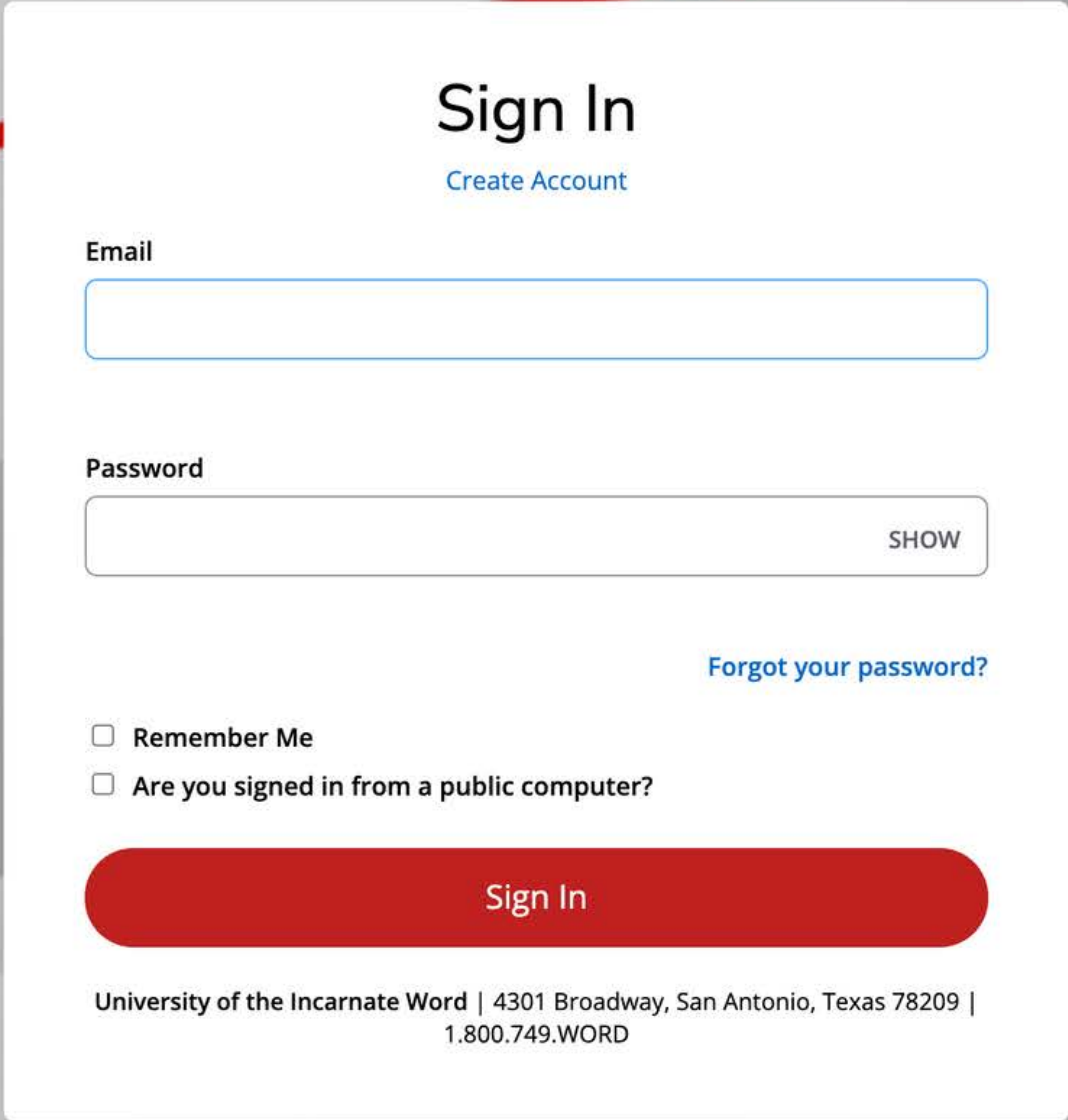
Step 1: Go to <https://sps.uiw.edu/admissions>



Step 2: Click on
"Apply Now"



Shortcut: Go directly to <https://uiw.elluciancrmrecruit.com/ApplyEAP/>



The image shows a 'Sign In' form centered on a grey background with red wavy lines. The form is white and contains the following elements: a title 'Sign In' with a 'Create Account' link below it; an 'Email' input field; a 'Password' input field with a 'SHOW' button; a 'Forgot your password?' link; two checkboxes for 'Remember Me' and 'Are you signed in from a public computer?'; a large red 'Sign In' button; and footer text for the University of the Incarnate Word.

Sign In

[Create Account](#)

Email

Password

 SHOW

[Forgot your password?](#)

- Remember Me
- Are you signed in from a public computer?

Sign In

University of the Incarnate Word | 4301 Broadway, San Antonio, Texas 78209 |
1.800.749.WORD

**Create a GoUIW account, if you don't have one already,
or sign into your current account.**

School of Professional Studies

The screenshot shows the 'My Account' dashboard. At the top, a welcome message for 'Camila' states that the school is tailored for working professionals with 8-week terms and 100% online or classroom classes. Below this is a 'My Applications' section with a red-bordered button labeled 'Create a New Application for the School of Professional Studies'. A table with columns for 'APPLICATION', 'STATUS', and 'ACTION' is partially visible. To the right, there is a 'Need Help?' section with contact information for the Admissions Office: 4301 Broadway, San Antonio, TX 78209; Phone 800-318-1876; and Local Phone 210-757-0202. At the bottom right, a 'Program Spotlight' section features a photograph of graduates in caps and gowns.

Create a new application or complete a started application, if you have already started one.

School of Professional Studies

Personal Academic Interest Demographics Academics Certification & Signature

Please enter your information in each of the following sections. Fields with a red asterisk (*) are required and must be completed before you can submit your application. Additional questions may become required based on your answers to a previous question.

Name

Prefix

First Name *

Please use legal name.

Middle Name

Last Name *

Please use legal name.

Former Last Name

Suffix

Gender *

Birth Date *

(mm/dd/yyyy)

Shirt Size

Marital Status

Fill out application information on each tab.

On the application, fill out the 'Partnerships & Affiliations' under the 'Academic Interest' tab and select 'Methodist Healthcare Employee' or 'Methodist Healthcare Employee Dependent'.

The screenshot shows the 'Academic Interest' tab of an application form. The 'Partnerships & Affiliations' field is circled in red. The form includes sections for 'Academic Plans' with dropdowns for 'Anticipated Entry Term' (set to 'Fall 2024') and 'Part of Term'. Below this is the 'Preferred Learning Format' field and the 'Partnerships & Affiliations' dropdown menu.

A close-up of the 'Partnership or Affiliation' dropdown menu. The menu is open, showing a list of options. 'Methodist Healthcare Employee' is highlighted in blue. Other options include 'Coopersmith Career Consulting', 'Corpus Christi Employee', 'Corpus Christi Employee Dependent', 'DoD Civilian', 'Ed Assist employer', 'Employer Reimbursement', 'Financial Aid', 'Installations', 'Lonestar College Dependent', 'Lonestar College Employee', 'Methodist Healthcare Dependent', 'Methodist Healthcare Ministries Dependent', 'Methodist Healthcare Ministries Employee', 'Military Dependent', and 'Pay in Full'.

Fill in Academic Interest information. Under the field "Partnerships & Affiliations" select Methodist Healthcare Employee or Methodist Healthcare Dependent. Complete the rest of the application and click "Submit" on the last page. Be sure to send in any college transcripts.

Now that you have applied:

1. Submit Required Documents.

- **School of Professional Studies (Online Degrees):** sps.uiw.edu/admissions/index.html

2. Look for Your Acceptance Letter.

3. Complete and return the Methodist Healthcare Tuition Discount Program Form to eapapply@uiwtx.edu.

4. Attend Student Orientation.

5. Register For Classes.

6. Keep Going Strong to Graduation!

For questions, email eapadmission@uiwtx.edu or call (210) 757-0202.