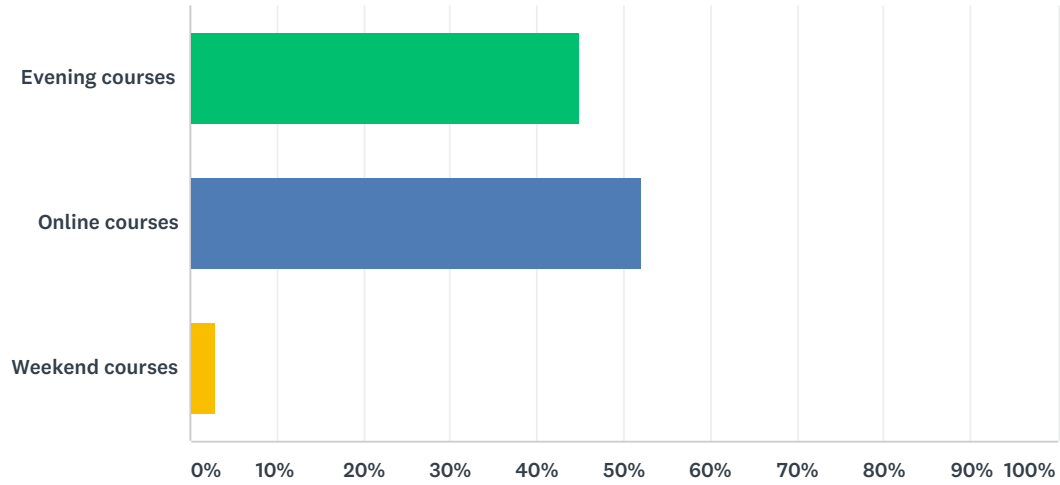


Q1 In the last 12 months, what was your primary EAP teaching modality?

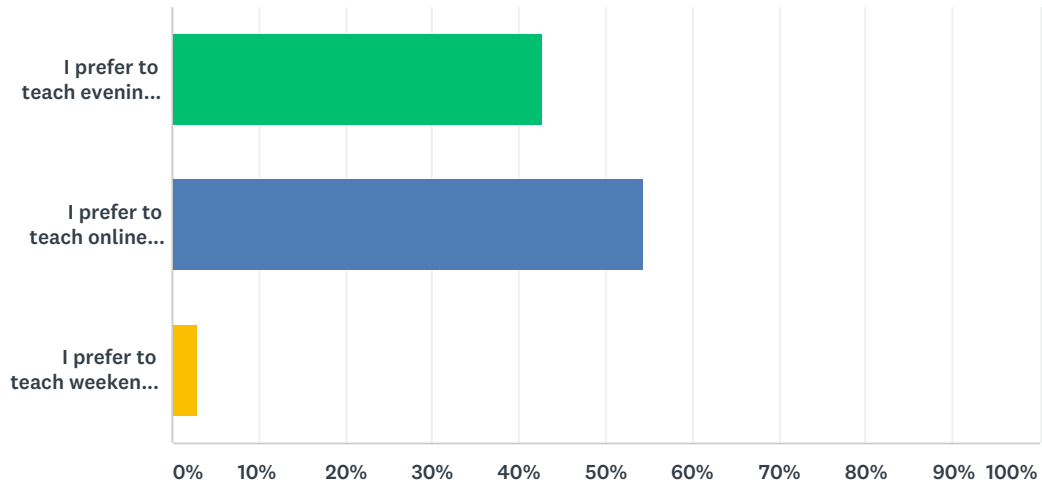
Answered: 138 Skipped: 0



ANSWER CHOICES	RESPONSES
Evening courses	44.93% 62
Online courses	52.17% 72
Weekend courses	2.90% 4
TOTAL	138

Q2 What is your preferred EAP teaching modality?

Answered: 138 Skipped: 0



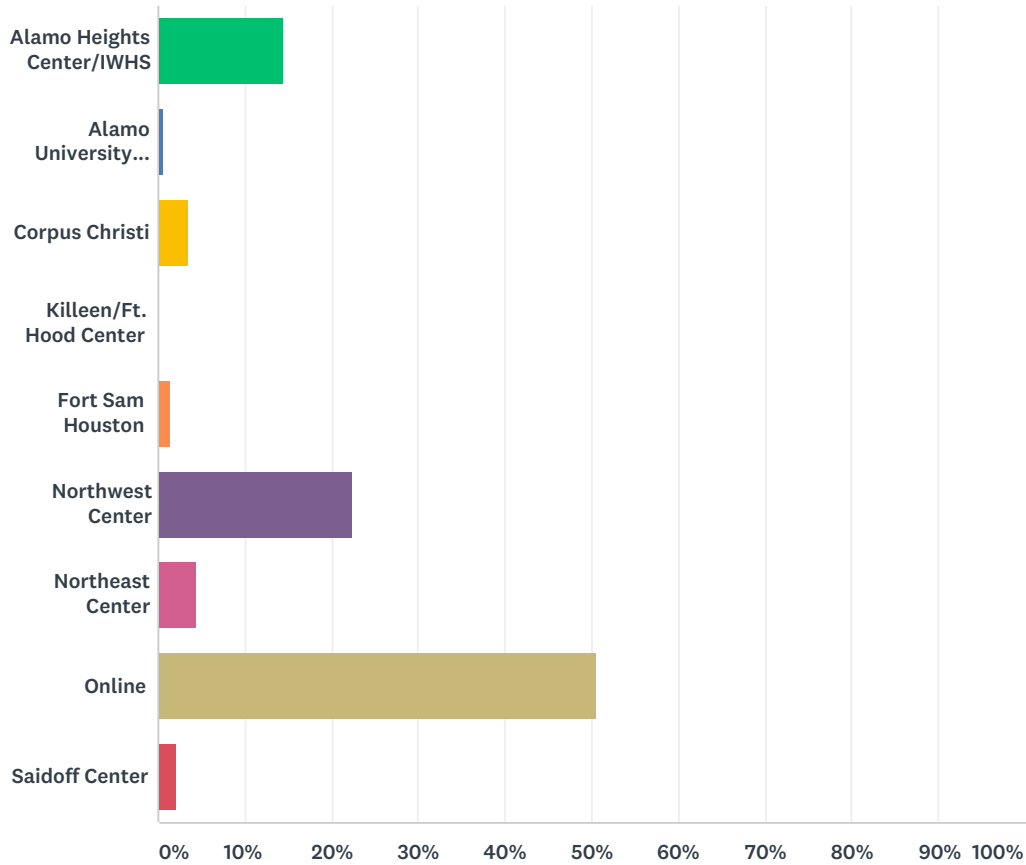
ANSWER CHOICES	RESPONSES
I prefer to teach evening courses.	42.75% 59
I prefer to teach online courses.	54.35% 75

UIW EAP Adjunct Faculty Satisfaction Survey 2017

I prefer to teach weekend courses.	2.90%	4
TOTAL		138

Q3 In the last 12 months, what was your primary EAP teaching location?

Answered: 138 Skipped: 0

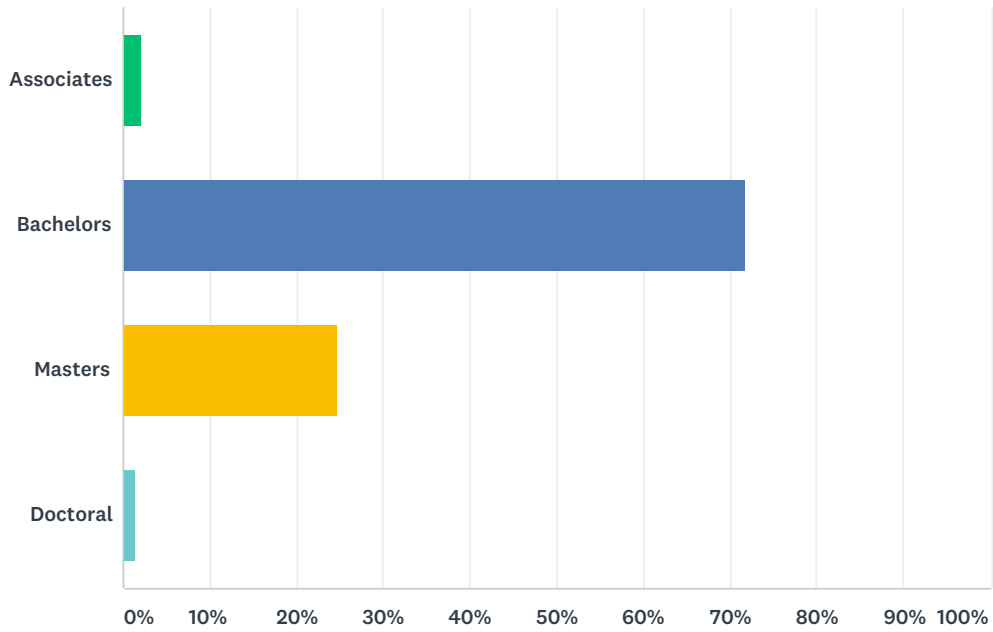


ANSWER CHOICES	RESPONSES	
Alamo Heights Center/IWHS	14.49%	20
Alamo University Center	0.72%	1
Corpus Christi	3.62%	5
Killeen/Ft. Hood Center	0.00%	0
Fort Sam Houston	1.45%	2
Northwest Center	22.46%	31
Northeast Center	4.35%	6
Online	50.72%	70
Saidoff Center	2.17%	3
TOTAL		138

Q4 In the last 12 months, what is the primary level of EAP instruction you

have provided?

Answered: 138 Skipped: 0

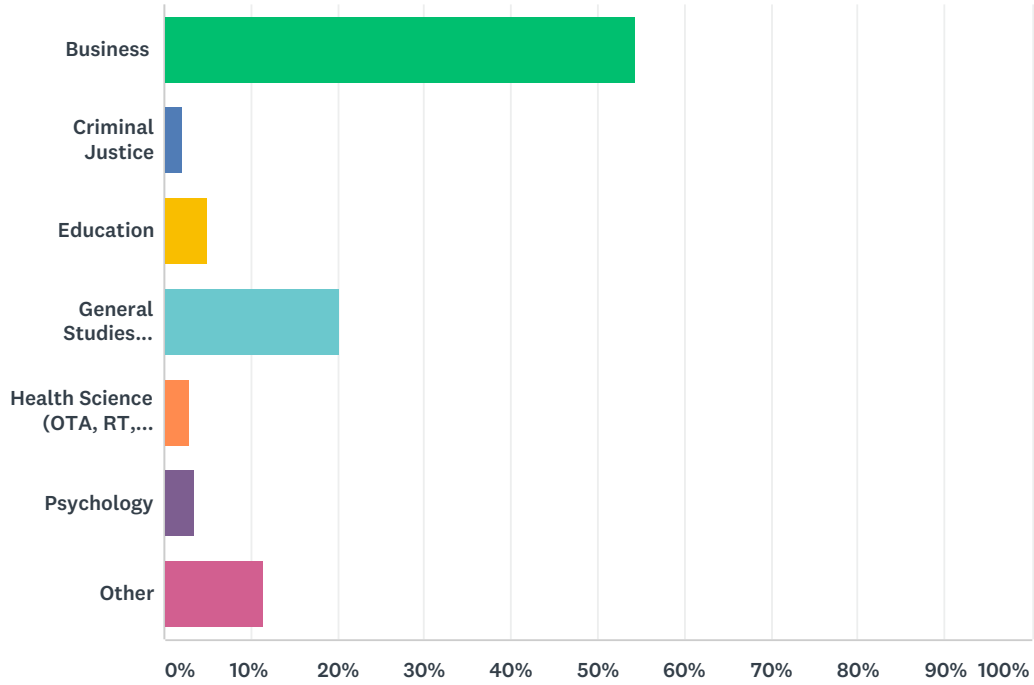


ANSWER CHOICES	RESPONSES
Associates	2.17% 3
Bachelors	71.74% 99
Masters	24.64% 34
Doctoral	1.45% 2
TOTAL	138

Q5 What is your primary teaching discipline?

Answered: 138 Skipped: 0

UIW EAP Adjunct Faculty Satisfaction Survey 2017

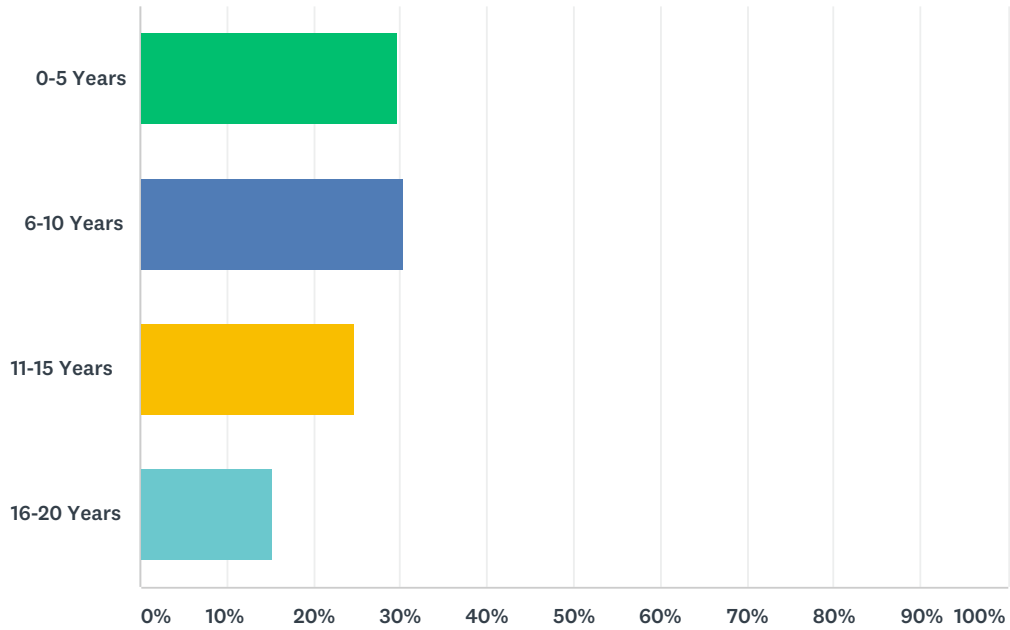


ANSWER CHOICES	RESPONSES	
Business	54.35%	75
Criminal Justice	2.17%	3
Education	5.07%	7
General Studies (English, History, Humanities, Mathematics, Philosophy, Religion, & Soc. Science)	20.29%	28
Health Science (OTA, RT, Nursing & Nutrition)	2.90%	4
Psychology	3.62%	5
Other	11.59%	16
TOTAL		138

Q6 How many years of teaching experience do you have with EAP?

Answered: 138 Skipped: 0

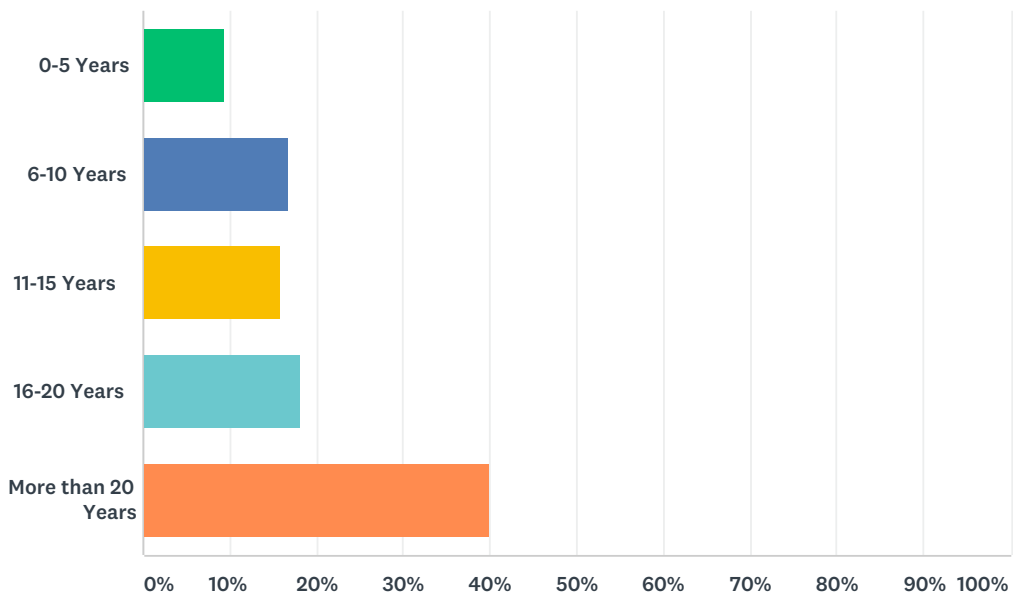
UIW EAP Adjunct Faculty Satisfaction Survey 2017



ANSWER CHOICES	RESPONSES
0-5 Years	29.71% 41
6-10 Years	30.43% 42
11-15 Years	24.64% 34
16-20 Years	15.22% 21
TOTAL	138

Q7 How many years of teaching experience do you have overall?

Answered: 138 Skipped: 0



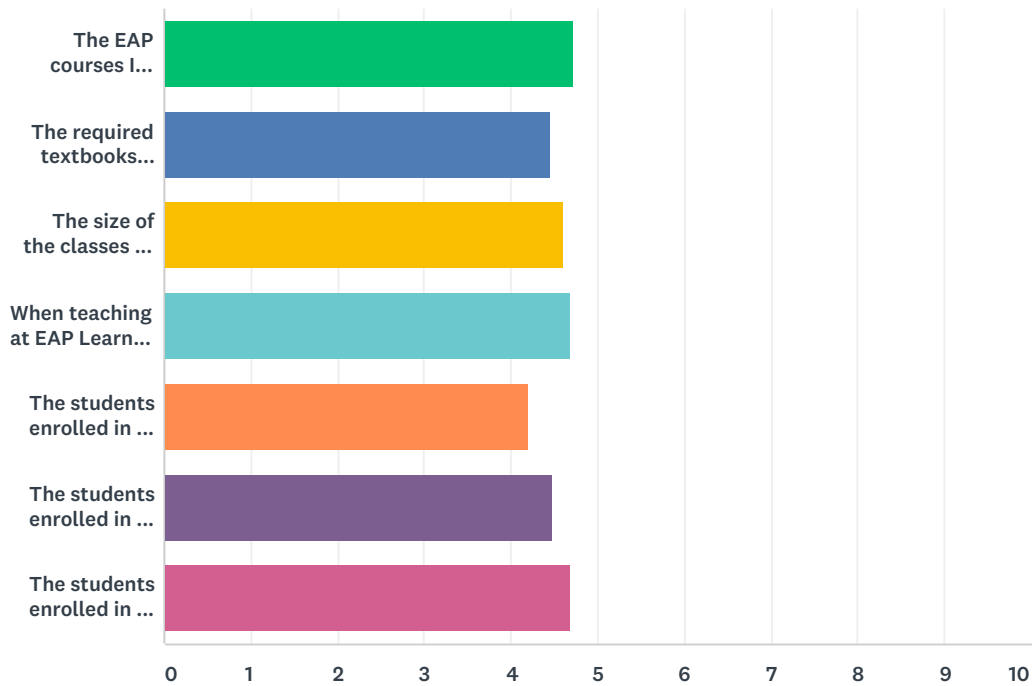
ANSWER CHOICES	RESPONSES
----------------	-----------

UIW EAP Adjunct Faculty Satisfaction Survey 2017

0-5 Years	9.42%	13
6-10 Years	16.67%	23
11-15 Years	15.94%	22
16-20 Years	18.12%	25
More than 20 Years	39.86%	55
TOTAL		138

Q8 To what extent do you agree with the following statements?

Answered: 137 Skipped: 1



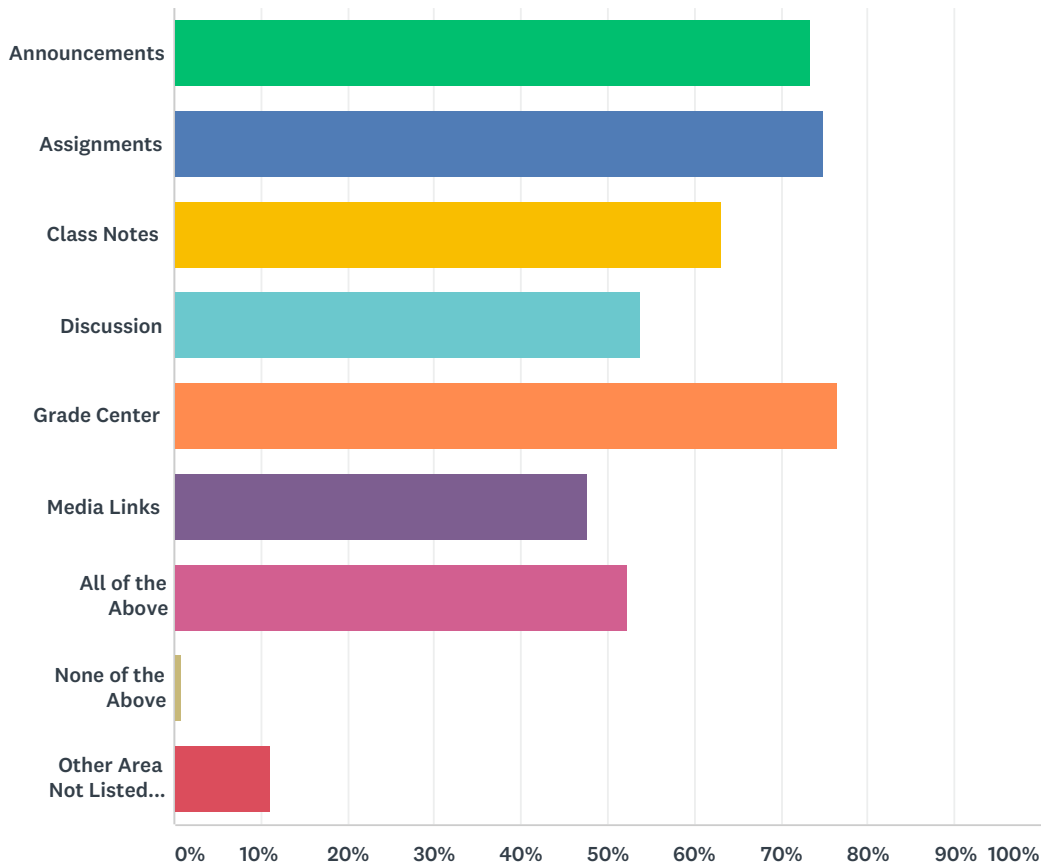
	STRONGLY DISAGREE	SOMEWHAT DISAGREE	NEUTRAL	SOMEWHAT AGREE	STRONGLY AGREE	N/A	TOTAL	WEIGHTED AVERAGE
The EAP courses I taught were current, clear in content, and adequately covered desired outcomes.	1.46% 2	2.19% 3	1.46% 2	13.14% 18	81.75% 112	0.00% 0	137	4.72
The required textbooks and/or supplements were appropriate for the goals of the EAP courses I taught.	1.46% 2	5.84% 8	2.92% 4	25.55% 35	64.23% 88	0.00% 0	137	4.45
The size of the classes I taught were conducive to learning.	2.94% 4	2.21% 3	1.47% 2	17.65% 24	75.74% 103	0.00% 0	136	4.61
When teaching at EAP Learning Centers, I felt safe both in and around the facility.	0.73% 1	2.19% 3	2.19% 3	5.84% 8	51.09% 70	37.96% 52	137	4.68

UIW EAP Adjunct Faculty Satisfaction Survey 2017

The students enrolled in my courses had the necessary background for achieving the course objectives.	2.19% 3	5.11% 7	7.30% 10	40.88% 56	44.53% 61	0.00% 0	137	4.20
The students enrolled in my courses seemed enthusiastic about the course content.	0.74% 1	3.68% 5	2.94% 4	32.35% 44	60.29% 82	0.00% 0	136	4.48
The students enrolled in my courses participated actively in class discussions/activities.	0.73% 1	1.46% 2	1.46% 2	21.17% 29	75.18% 103	0.00% 0	137	4.69

Q9 In the EAP courses I have taught in the last 12 months, I regularly used the following areas of the Blackboard course shell. Please mark all that apply.

Answered: 136 Skipped: 2



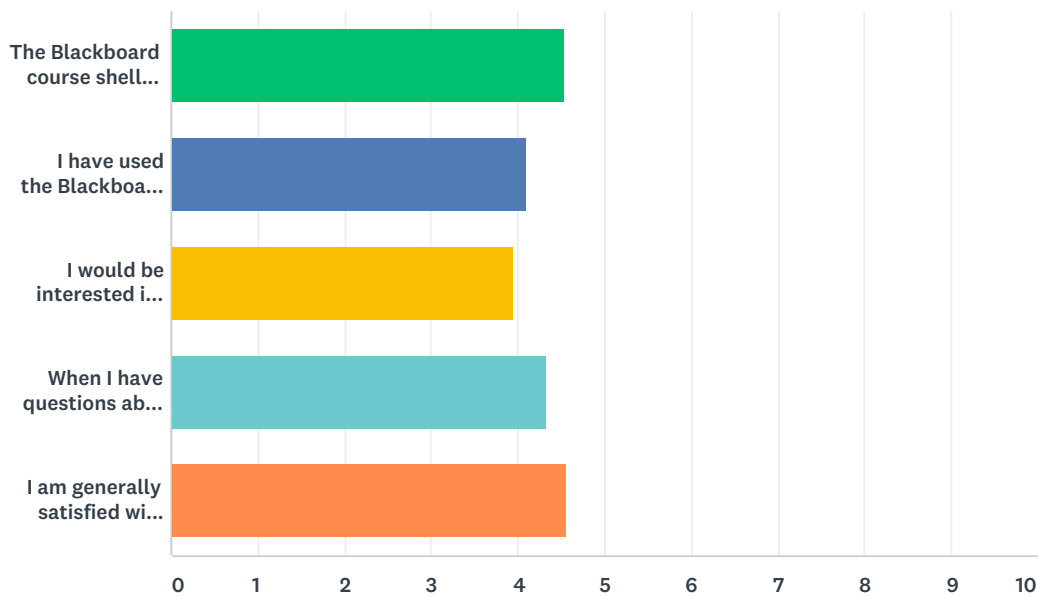
ANSWER CHOICES	RESPONSES
Announcements	73.53% 100
Assignments	75.00% 102
Class Notes	63.24% 86

UIW EAP Adjunct Faculty Satisfaction Survey 2017

Discussion	53.68%	73
Grade Center	76.47%	104
Media Links	47.79%	65
All of the Above	52.21%	71
None of the Above	0.74%	1
Other Area Not Listed (please specify)	11.03%	15
Total Respondents: 136		

Q10 To what extent do you agree with the following statements?

Answered: 136 Skipped: 2



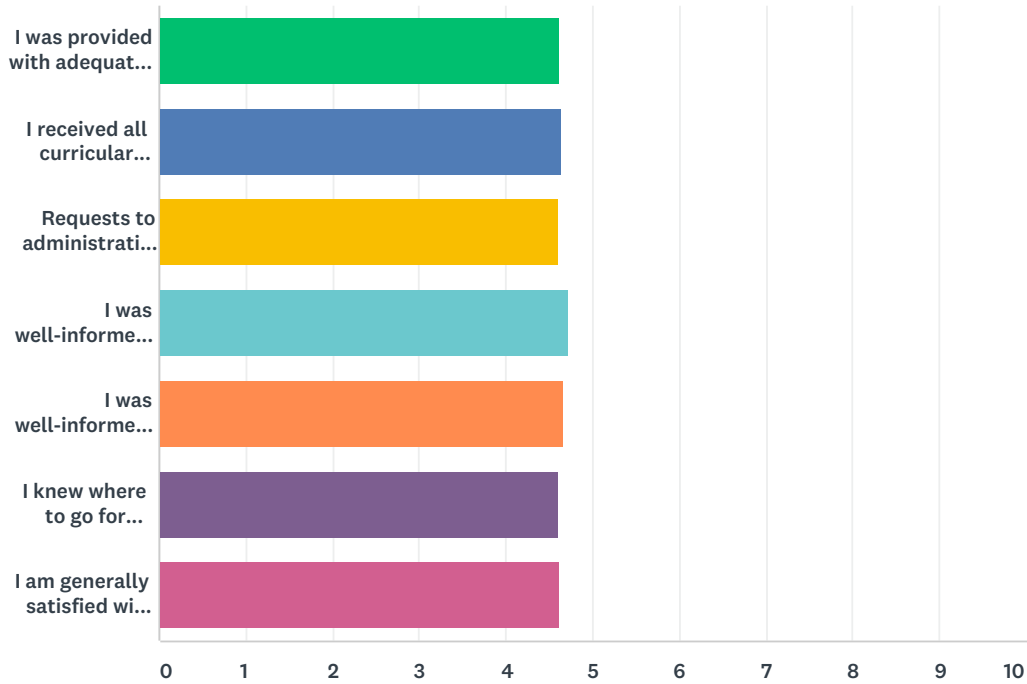
	STRONGLY DISAGREE	SOMEWHAT DISAGREE	NEUTRAL	SOMEWHAT AGREE	STRONGLY AGREE	N/A	TOTAL	WEIGHTED AVERAGE
The Blackboard course shell allows for quality instruction.	0.75% 1	2.26% 3	5.26% 7	26.32% 35	65.41% 87	0.00% 0	133	4.53
I have used the Blackboard training videos and supplemental information available in the Instructor Resources areas of the course shell.	2.99% 4	4.48% 6	14.18% 19	29.10% 39	42.54% 57	6.72% 9	134	4.11
I would be interested in pursuing more formal training such as that provided in the Blackboard Master or Guru courses.	1.47% 2	12.50% 17	14.71% 20	27.94% 38	40.44% 55	2.94% 4	136	3.96
When I have questions about Blackboard, I know where to go for related guidance.	2.21% 3	6.62% 9	4.41% 6	27.94% 38	58.09% 79	0.74% 1	136	4.34

UIW EAP Adjunct Faculty Satisfaction Survey 2017

I am generally satisfied with Blackboard.	0.74%	1.48%	3.70%	28.15%	65.93%	0.00%		
	1	2	5	38	89	0	135	4.57

Q11 To what extent do you agree with the following statements?

Answered: 136 Skipped: 2



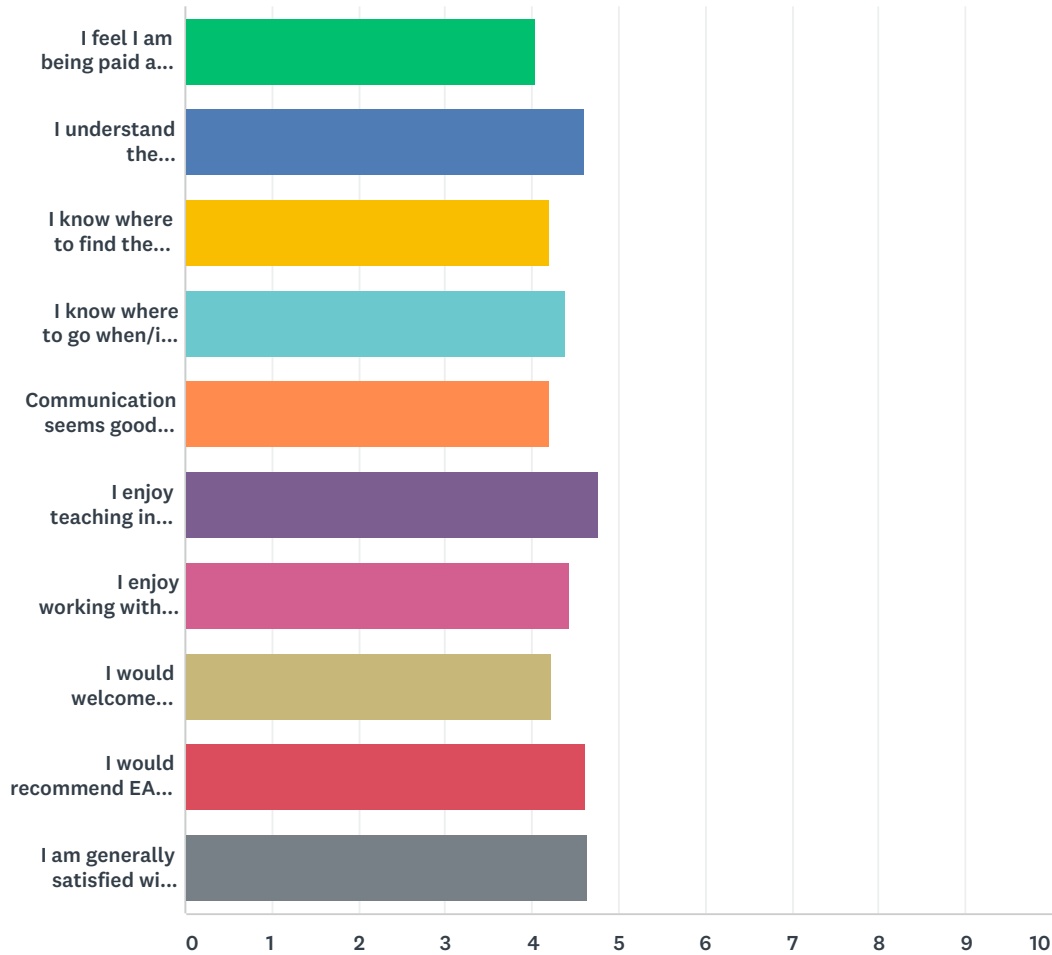
	STRONGLY DISAGREE	SOMEWHAT DISAGREE	NEUTRAL	SOMEWHAT AGREE	STRONGLY AGREE	N/A	TOTAL	WEIGHTED AVERAGE
I was provided with adequate lead time to teach each of my assigned courses.	1.47% 2	2.21% 3	1.47% 2	21.32% 29	73.53% 100	0.00% 0	136	4.63
I received all curricular materials (syllabi, class lists, textbooks, etc...) in time to adequately prepare for the courses I taught.	1.47% 2	2.94% 4	2.94% 4	15.44% 21	76.47% 104	0.74% 1	136	4.64
Requests to administrative personnel were handled in a timely and professional manner.	2.21% 3	2.21% 3	5.15% 7	11.76% 16	75.74% 103	2.94% 4	136	4.61
I was well-informed of administrative due dates for grades, syllabi, etc....	2.21% 3	2.21% 3	0.74% 1	10.29% 14	84.56% 115	0.00% 0	136	4.73
I was well-informed of policies such as those pertaining to grades and attendance.	2.21% 3	2.94% 4	2.94% 4	9.56% 13	82.35% 112	0.00% 0	136	4.67
I knew where to go for assistance when it was needed.	2.21% 3	2.94% 4	5.15% 7	11.03% 15	78.68% 107	0.00% 0	136	4.61

UIW EAP Adjunct Faculty Satisfaction Survey 2017

I am generally satisfied with EAP instructional support services.	1.47%	3.68%	3.68%	13.24%	77.21%	0.74%		
	2	5	5	18	105	1	136	4.62

Q12 To what extent do you agree with the following statements?

Answered: 136 Skipped: 2



	STRONGLY DISAGREE	SOMEWHAT DISAGREE	NEUTRAL	SOMEWHAT AGREE	STRONGLY AGREE	TOTAL	WEIGHTED AVERAGE
I feel I am being paid a fair amount for the EAP instructional services I provide.	4.41% 6	10.29% 14	7.35% 10	33.09% 45	44.85% 61	136	4.04
I understand the expectations of me as an adjunct member of the EAP faculty.	0.74% 1	4.41% 6	3.68% 5	16.18% 22	75.00% 102	136	4.60
I know where to find the faculty handbook.	3.68% 5	6.62% 9	11.03% 15	22.79% 31	55.88% 76	136	4.21
I know where to go when/if I need assistance with employment questions.	2.94% 4	5.88% 8	5.15% 7	21.32% 29	64.71% 88	136	4.39
Communication seems good within EAP.	5.88% 8	6.62% 9	5.88% 8	25.00% 34	56.62% 77	136	4.20

UIW EAP Adjunct Faculty Satisfaction Survey 2017

I enjoy teaching in EAP.	0.75% 1	0.75% 1	2.24% 3	11.94% 16	84.33% 113	134	4.78
I enjoy working with other EAP instructors.	0.74% 1	1.48% 2	20.00% 27	9.63% 13	68.15% 92	135	4.43
I would welcome additional opportunities to participate in EAP initiatives outside of the classroom.	2.94% 4	2.94% 4	13.24% 18	30.88% 42	50.00% 68	136	4.22
I would recommend EAP to colleagues or friends who are searching for teaching opportunities.	1.47% 2	1.47% 2	5.15% 7	16.91% 23	75.00% 102	136	4.63
I am generally satisfied with my EAP employment.	0.74% 1	2.94% 4	3.68% 5	16.91% 23	75.74% 103	136	4.64

Q13 What specific EAP initiatives or services have been most helpful to you in the last 12 months of your employment?

Answered: 90 Skipped: 48

Q14 What specific EAP initiatives or services have been least helpful to you in the last 12 months of your employment?

Answered: 73 Skipped: 65

Q15 What specific EAP initiatives or services would be most helpful for us to develop or launch in the next 12 months?

Answered: 75 Skipped: 63

Q16 Please feel free to use the area below to provide us with your feedback on other topics not addressed elsewhere in this survey.

Answered: 45 Skipped: 93